



Occidental Institute Research Foundation

THE BRIDGE

Linking Practitioners of German Biological Medicine

Volume 10, Issue #9, September 2014

Wednesday, 17 September 2014

Dear Colleagues, Friends and Supporters of OIRF,

👉 Welcome to Volume 10, Issue #9 of "The Bridge" newsletter for 2014!

As the "lazy" days of summer come to an end, I suspect we are all doggedly returning to our regular routines and readjusting to our busy fall schedules. As I have been promising, here is the article by **Sonja Kohn, HP** on "The Energetic Principles of Light and Color". This is an excellent presentation of the information and I had a lot of fun translating this from one of our German journals.

There are so many different approaches to color therapy. In addition to what Dr. Kohn mentions I can think of at least two other important schools of thought including **Dr. Peter Mandel** and the color test of **Dr. Max Lüscher**. Here she gives us a good understanding of basic color therapy and also gives us an excellent way to just get started using color therapy in your practice.

Following the article in our Practice Application section you will find further information on the Med-Tronik Color therapy device as well as – of course – the ultimate BioPhoton Light Therapy from Medical Electronics. Both of these devices offer you simple application with limited financial investment and immediately effective therapy results. In spite of all the demo devices sold in our summer garage sale, you can rest assured that the MORA-Color and the BioPhoton devices remain in our offices where they are used regularly.

Your October, Issue #10 of "The Bridge" is due for publication in mid-October (just before I depart for the Germany Tour). Although scheduled for an article from OIRF Advisor **Dr. Tony Scott-Morley**, that will be somewhat delayed due to his teaching and travel schedule. I have my eye on one or two journal articles for translation and will keep you informed about the changes.

👉 For us here at OIRF this is one of the busiest times of our year as we prepare for the annual "pilgrimage" to Baden-Baden, Germany for the group tour program and the famous Medicine Week Congress.

Each day I am working my way through yet more arrangements, scheduling and details so that this 41st tour program will run as smoothly as planned – the kind of meticulous organization that is a hallmark of our past 40 tour programs! All the speakers have re-confirmed their presentations and are looking forward to meeting us. You can see the full [Germany Tour Itinerary and Schedule](#) by following this link.

I am really looking forward to meeting the practitioners already registered to attend this forthcoming **OIRF 41st Biological Medicine Tour program to Germany!** Already we have a very international group (docs from Australia, Brazil, Canada, England and the USA) and registrations are coming in regularly to fill those final remaining available places. The **deadline for registration is September 29** – although we would really like to hear from you a little earlier if you are coming since I am already finalizing hotel, bus and meal arrangements! This appears to be a diverse yet highly compatible group, and we are most looking forward to sharing this exciting educational program with you.

Just to whet your appetite if you are not already registered, I have arranged a presentation from a small private (definitely leading edge) company which has been researching and continuing the work of **Helmut W. Schimmel, MD DMD**. For all you Vegatesters out there this will be a highlight of this tour program. If you remember, during the final few years of his life, Dr. Schimmel developed a method called the **Photon Resonance Test** or **PRT**. It involved the use of photons (a light source built right into the test probe) in conjunction with the Vega-style testing. Use of the photons allowed testing right into the resonance levels of the DNA! It was amazing. After Dr. Schimmel's passing, the PRT method just sort of "petered out" – a great tragedy.

This new company is working diligently to continue his research and bring it into our more modern technological times. They are however definitely not ready for "prime time" as the saying goes since they are not even seeking certification or registration in Germany and Europe. Additionally, instead of photons they have substituted the use of a "red light" laser into the former PRT method (instead of "white light" biophotons). It seems to work very well, and because they are not seeking certification the device is **very** cheap!

Just this one lecture alone is going to be worth the cost of the tour program for our Vegatesters! And it is only one of the exceptional lectures arranged for this tour program. From our two keynote speakers you will also hear the latest information on the side effects of vaccinations (**Juliane Sacher, MD**) and on the use of EAV testing with natural healing methods for pain and fibromyalgia (**Olaf Kuhnke, MD**). Really neat stuff even if I do say so myself!

With tour deadlines looming, airfares getting more expensive (even with points) and challenges with changing your patient schedules, the time to **make your plans to attend is now**. This is your chance to join an excellent tour program with like-minded colleagues, and there are still places available. Call the office toll free at 1-800-663-8342 to guarantee your registration [NOTE: There is still one Marietta Service Special Grant available for a student or new practitioner.] Follow this link for Germany Tour [registration details and information](#).

Every color of the sunlight spectrum releases a specific reaction in our organism. The reaction levels are different. Colors have an effect emotionally and spiritually, as well as on a metabolic and structural level.

Example 1: Orange – Moving into a state of flux

Emotional-Spiritual level: De-stressing, tonic, antidepressant

Metabolism level: Promotes the gastric juices, increased appetite

Structural level: Relaxing (e.g., with hard muscle in the instep [*myogelosis*])

Example 2: Violet – Contracting

Emotional-Spiritual level: concentrating, centering

Metabolism level: Contracts the stomach, hinders the appetite

Structural level: tightening (e.g. with cellulitis)

The absorption of light and color into the body occurs through the skin and eyes, but also through the Chakras (the energetic organs beyond our body) as well as food (in this connection the secondary vegetable dyes play a big role).

It is especially exciting that the body not only takes up light from the outside but even gives off an ultra weak cell radiation (“luminescence”), which became known as “BioPhoton radiation”. This light originates with cell division and is coherent, thus arranged laser-like. We are indebted to the research of the Russian *Alexander Gurwitsch* and, based on that, the work of the German professor *Fritz-Albert Popp* (“*Der Mensch ist ein Lichtsauger*” [*The Human is a Light Suction Device**) for knowledge about the existence of the “body’s own light production”.

* Also translates as a light vacuum-cleaner!

The job of light: Cell communication

Our body is organized complexly. Approximately 30,000 to 100,000 chemical reactions per second run off at the same time in every cell. This is 1,000,000,000,000,000,000 = 1 quintillion reactions projected simultaneously on the body!

In order to guarantee the highly organized interaction of all the tissue functions in the body, only light, therefore photons, would be seen as computationally able to steer these processes with sufficient speed and precision.

Carlo Rubbia, Scientific Director of the “Institute for Advanced Sustainability Studies” in Potsdam, has summed it up. Together with *Simon van der Meer* he received the Nobel Prize for Physics in 1984. Together they solved the riddle that like matter, thus

everything, which we see and can touch is assembled. Basically only 1 billionth of our world consists of mass, the remainder is pure energy. “The relation of energy quanta to mass particles is 1,000,000,000 (billion) to 1”. Simply translated:

Energetic processes have precedence over material processes.

Today, our DNA is considered to be the most important storage place of human cell radiation.

“The internal order of biological organisms is in connection with the sunlight.” (Erwin Schrödinger)

Light is Oscillation and Energy (Wave-Particle-Dualism)

If light moves from one place to another, it behaves like a wave. The light waves emanating from the sun are determined by their frequency and their wavelength.

Wavelength = the distance of the amplitude of a wave to the next one (unit of measurement nanometer, nm / 1 nanometer = 1 billionth of a meter, 10^{-9} meter)

Frequency = number of oscillation processes per time unit (unit of measurement, Hertz, Hz), i.e., number of waves which reach a certain point after one second

If light is taken up by an organism, it behaves like a particle.

The smallest unit of light is the so called “photon”. Photons possess the properties of a wave **and** a particle and therefore are carriers of information and energy.

The Perspective of Far Eastern Medicine

From the view of Chinese Medicine light energy – brightness and warmth – is assigned to the Yang principle (“the sunny side of the mountains”), darkness and cold however to the Yin (“the shady side of the mountains”).

Our “life’s breath” Chi is fed from different energy sources, among them also light:

- Hereditary energy
- Food energy
- Breath energy
- Defensive energy
- Cosmic energy (sunlight!)
- Sexual energy

Table 1: Spectro-Chrome-Color Characteristics according to Dinshah Ghadiali (Source: "Es werde Licht", Darius Dinshah, S-C N)

Color	Color Characteristics
Rot	Red – Activation of the sensory nervous system, stimulation of liver activity, support of hemoglobin production, acceleration of the excretion through the skin, antidote for burning from X-Ray and ultraviolet radiation.
Orange	Orange – Strengthening of the lungs and the respiratory system, stimulation of the thyroid, inhibition of the parathyroid, spasmolytic (relaxant), support of milk production, stimulation of the stomach, emetic after intolerable foods, carminative, stimulates bone and tissue formation.
Gelb	Yellow – Stimulates the sensory and motor nervous system, promotes lymph flow, stimulates the digestion, cholagogic, laxative, activation of the pancreas, calming of the spleen, affects mind-brightening (antidepressive), drives out worms and parasites.
Gelbgrün	Yellow-Green – Retuning food for chronic illnesses, support of metabolism processes, expectorant, bone buildup (phosphorus effect), stimulates brain function, strengthening of the thymus gland, light laxative.
Grün	Green – Balancing of the brain functions, stimulates the pituitary gland, balancing, stimulates muscle and tissue formation, cleansing and disinfecting (germicide, bactericide, antiseptic).
Türkis	Turquoise – Retuning food for acute illnesses, calms brain activity, skin tonic, promotes the new buildup of burnt skin.
Blau	Blue – Antipruritic, sudorific, light sedative, antiphlogistic, antipyretic, stimulation of the pineal gland, vitalizing, strengthens the vitality.
Indigo	Indigo – Strengthening of the parathyroid, calming of the thyroid, calms the respiration, astringent, hematostatic, strengthens the immune system (promotes phagocytosis), inhibits mammary gland activity (reduction of milk flow), sedative, analgesic.
Violett	Violet – Strengthens the spleen, reduction of muscle activity (heart muscle included), calming of the lymph flow and the pancreas, natural tranquilizer, promotion of buildup of leucocytes.
Purpur	Purple – Calming of kidney and adrenal activity, reduction of pain feelings, relaxing and sleep supporting, regulates the heart-circulatory system (strengthens vein functions, reduces blood pressure), fever reducing, damping of the feeling range with inclination to emotions, regulation of the sex drive for overstimulation.
Magenta	Magenta – Compensatory on the emotion and feeling range, strengthens the aura, has an effect on harmonizing the heart, circulation, kidneys, adrenal glands and the reproductive system.
Scharlach	Scarlet - Stimulates the kidneys and the adrenal glands, increases blood pressure, general stimulant, accelerates birth, stimulates the reproductive system, promotes menstrual flow, activates the emotion and feeling range, aphrodisiac.

Translator’s Note regarding Table 1: You will notice that in this table and others in this article, I have copied her color tables leaving the German designations in place. Quite frankly, I did not want to “mess around” with the colors that she indicated or attempt to replace the colors with other samples that may or may not match her intent and shade. Thus the translation of each color appears at the beginning of each description, although most of them are self-evident.

Our meridians are able to lead this Chi. As a result, acupuncture points function as energy and light floodgates. Among other things light enters into the body through the acupuncture points and can also leave the organism again through them.

The correct color at the correct place works miracles.

Chromotherapy

The India-born **Dinshah Ghadiali** developed the System of 12-Color Chromotherapy (Table 1 on un-numbered Page Seven). He was less concerned with acupuncture, but rather was inspired by **Dr. Edwin D. Babbitt** with "The Principles of Light and Color" and developed numerous color light irradiation therapy schedules for different illnesses.

Without having to have great knowledge of color therapy we know for example: Red has a stimulating (tonifying) affect and blue calms (sedates). With green, the color of harmony and according to Dinshah Ghadiali of "psychic balance", we can almost do nothing at all wrong: Green has a balancing affect.

Color Meridian Therapy

Also very effective is the Color Meridian Therapy of **Christel Heidemann**. This classified every meridian to a color according to test findings.

As a physiotherapist she knew a lot about the connective tissue. On the basis of the knowledge that the main meridians run in the under the skin connective tissue and that "pathological" acupuncture points appear as "swelling" or "hardening" in the connective tissue, she found out that the "correct" color harmonized the connective tissue and the matching meridian, "wrong" colors led to a strengthening of the symptoms.

Heidemann classified the twelve main meridians first to the 12-figure color circle according to **Itten** and then showed the colors on the Chinese Meridian clock. Thus there originated the Color Meridian System that is safely used by the Color Therapy beginner (Table 2, on Page Nine).

Each meridian possesses an activation color over the Midday-Midnight Rule, and receives the suitable sedation or calming color – and although for example the color yellow is assigned to the Heart Meridian and not, as one would expect, the color red (Fire Element), the system functions.

The traditional classification of the meridians to the colors of the Five Elements teaching remains untouched in the division according to Heidemann.

Table 2: Classification of the Colors to the Meridians according to Heidemann			
Activation Color	Activation Color	Meridian	Maximum Time
Gelb	Yellow	Heart	11 AM to 1 PM
Gelb-Orange	Yellow-Orange	Small Intestine	1 PM to 3 PM
Orange	Orange	Bladder	3 PM to 5 PM
Rot-Orange	Red-Orange	Kidney	5 PM to 7 PM
Rot	Red	Pericardium	7 PM to 9 PM
Rot-Violett	Red-Violet	Triple Warmer	9 PM to 11 PM
Violett	Violet	Gallbladder	11 PM to 1 AM
Blau-Violett	Blue-Violet	Liver	1 AM to 3 AM
Blau	Blue	Lung	3 AM to 5 AM
Blau-Grün	Blue-Green	Large Intestine	5 AM to 7 AM
Grün	Green	Stomach	7 AM to 9 AM
Gelb-Grün	Yellow-Green	Spleen-Pancreas	9 AM to 11 AM

It results from their relationship with sunlight (at 12 o'clock noon the sun is at the highest and is the brightest: color yellow) and the lighting conditions of the sun in the course of the day.

It is practical and useful to apply the activation colors to the tonification points and the calming colors to the sedation points of the meridians, of course according to the known rule: "It's better to tonify than to sedate."

Christel Heidemann was a courageous woman. Her method stands partly in contradiction to the Chinese energy teachings. On the basis of her spiritual-scientific observations [*in the field of the humanities*], she exchanged the elements Wood and Water. Consequently she classified the Liver and Gall Bladder organs to the element Water as well as the Kidney and Bladder to the element Wood. Because of that treatment points divergent from TCM result.

Nevertheless, my experience is that the colors according to Heidemann are also effective on the traditional tonification and sedation points.

Continued over . . .

Balance of Energy Systems with Color

The first step is always the hardest. Therefore in my courses I try to pass on easily learnable color concepts. The resonance is wonderful over and over again.

*Color and light have a wholesome effect on the body, mind and soul.
That's why I can only encourage you: **Experiment with it!***

Practice Tip

According to Heidemann the color yellow stands for midday and the highest level of the sun. From the light-biological view it is thus that at noon the blue light portion of the sunlight is at its greatest. This keeps us up and active during the day and provides for healthy sleep at night.

Do not be confused by these contradictory aspects! Colors work! It seems as though light and colors are in fact defined through their wave length and frequency, but also as though with every color still many other color characteristics are “resonating”, which [even] with our today's possibilities we cannot completely decipher.

In my opinion our body is able to selectively choose which of the varied characteristics of a color is most useful for it just now.

My recommendation: As a beginner remain with the system at first. Later the various color therapy systems from diverse teachers can be combined very well.

The easiest form of light and color to work with is the irradiation of the so called Chakras. As subtle energy centers they are able to take up the energetic “oscillations” from the environment and also those of the colors, and to deliver them again. Each Chakra stands in close relation to a body region, organs, nerve networks, hormonal glands and emotional-spiritual life themes.

*The Chakras have “favorite colors” with which they go into resonance.
If a Chakra is “out of time”, the suitable resonance color
brings it into balance (Table 3).*

The actual color of a Chakra is independent of the resonance color.

Table 3: The Chakra Color Resonances					
Resonance Color	Chakra	Location	Theme	Body reference	Hormone System Reference
Rot	Red Root Chakra	Ren mai 1 / Du mai 1	Will to live Basic needs	Bones, blood, legs, feet, bowel	Adrenal Glands - Adrenalin - Noradrenalin - Aldosterone - Cortisone - Androgens
Orange	Orange Sacral Chakra	Ren mai 4/ Du mai 2-4	Sexuality, sensory experience, creativity	Reproductive organs, kidney, bodily fluids	Gonads - estrogens - gestagens - testosterone
Gelb	Yellow Navel Chakra	Ren mai 8/ Du mai 5 + 6	Power, strength of will	Liver-Gallbladder, Spleen-Pancreas, Stomach, Vegetative nervous system	Pancreas - insulin - glucagon - digestive enzymes
Grün Gold Rosa	Green / Gold / Pink Heart Chakra	Ren mai 17/ Du mai 11	Love	Heart, lung, circulation, skin, arms, hands	ANF (= Atrial natriuretic hormone)
Blau	Blue Throat Chakra	Ren mai 22/ Du mai 14	Communica- tion, expression	Voice, throat, bronchi, respiration	Thyroid (Parathyroid) - T3 -T4 - calcitonin - parathormone
Indigo	Indigo Forehead Chakra	Extra 1/ Du mai 15	Intuition, comprehen- sion of subtle realities	Nose, ears, eyes, face, hormones	Hypophysis - TSH - ACTH - MSH - FSH - Leydig's cells - prolactin - STH
Violett	Violet Crown Chakra	Extra 6/ Du mai 20	Spirituality, enlighten- ment	The whole organism	Epiphysis - melatonin

See Translator's Notes regarding Table 3 Over . . .

Additional Translator Notes and Information for Table 3:					
Resonance Color	Chakra	Location	Theme	Body reference	Hormone System Reference
See Chart above	Root or Base Chakra	Base of spine, coccyx	Survival – the right to exist		
	Sacral or Spleen Chakra	Below navel, lower abdomen	Feelings – the right to feel		
	Navel or Solar Plexus Chakra	Above the navel, stomach area	Personal power – the right to think		
	Heart Chakra	Center of chest	Relationships – the right to love		
	Throat Chakra	Throat region	Relationships – the right to speak		
	Forehead / Brow / 3rd Eye Chakra	Forehead, between the eyes	Intuition – the right to “see”		
	Crown Chakra	Top of the head	Knowingness – the right to aspire		

Irradiation Therapy Duration per Chakra:


- 5-10 minutes if you are using the simple irradiation therapy lamp (see instructions in box), and
- up to 30 minutes if you are working with a professional color therapy device (e.g. the Hydrosun-Strahler, MORA Color/Physio).

Instructions for Construction of a Simple Irradiation Therapy Lamp

Accessories:

- 1 Flashlight (e.g. Mini MagLite AA type)
- 1 Mini MagLite accessories set
- 7 PAR 30 color transparencies/filters (Chakra colors, see text, available e.g. on Ebay)
- 1 Motif punch, circle diameter 2.2 cm (e.g. from Efca, handicraft supplies)
- 2 Batteries

Punch out the color transparencies with the motif punch. Put the color filter onto the light discharge position of the flashlight, cover the filter with the transparent plastic disc from the accessory set and you put on the elastic ring (also from the accessory set) for the connection. **Ready!**



Another irradiation therapy concept that I would like to introduce to you is a simple Color-Energy Balance on certain acupuncture points (Table 4). In this connection it is advisable, but is not compellingly necessary, that the light of the flashlight is focused with the attachment.

Table 4: Color Energy Balance		
Harmonizing Color	Balancing Point	Location
Gelb-Grün	Yellow-Green Spleen-Pancreas 6 Connection point of the three Yin-Guiding Paths [Meridians] of the feet: Spleen, Liver, Kidney. Master point of the pelvis and lower abdomen	3 cun above the highest point of the interior ankle at the rear edge of the shin
Violett	Violet Gallbladder 39 Connection point of the three Yang-Guiding Paths of the feet: Gallbladder, Bladder, Stomach. Master point of the bone marrow	3 cun above the highest point of the outside ankle at the front edge of the fibula
Rot	Red Pericardium 5 Connection point of the three Yin-Guiding Paths of the hand: Pericardium, heart, lung	3 cun above the wrist fold between the long tendons
Rot-Violett	Red-Violet Triple Warmer 8 Connection point of the three Yang-Guiding Paths of the hand: Triple Warmer, Small Intestine, Large Intestine	Outside of the forearm, 4 cun above the wrist fold between the ulna and the radius (in the middle)
Violett	Violet Gallbladder 24 Balance point for left and right + above and below	In the 7th intercostals space on an extended line outgoing from the nipple.

Illuminate each point for approximately 1 to 2 minutes first on one side of the body, then on the other side of the body. (Example: First Sp-6 right, then Sp-6 left.)

If you should get the idea to first treat a body-half completely and then the other, you create the principle of energy displacement and not of balance, which can possibly lead to reactions.

Results

A healthy body is distinguished by a high light-memory ability and the ability to transmit coherent light.

Illness is characterized by deficiency of light, incoherence and disturbed cell communication.

Color light therapy opens the blockages, brings along stagnation into the flow and brightens the mind; it is always used in the context of a holistic therapy concept, and as a rule the success is excellent.

Therapeutic work with light and color is alive, “bright” and colorful – thus you not only bring the life of your patients into full swing again, but also to your own!


Sonja Kohn, HP

Heilpraktiker [*Naturopath*], freelance editor with her own radio broadcast “Psychic Compact – Radio Magazine for Psychotherapy and Psychosomatic Health”, member of AG Haut, lecturer in the Paracelsus Heilpraktiker School for, among other things, color light therapy.



Literature

1. Kohn, Sonja; Schirmohammadi, Abbas: Meditative Reise durch die Chakras - MehrEnergie und Harmoniefür Körper, Geist und Seele (2 CDs). Shaker Media, 2014, ISBN 978-3-95631-124-6
2. Raupach, Wiwi: Das Chakra-Aura-System. Mediengruppe Oberfranken - Fachverlage, 2. Auflage, 2007
3. Govinda, Kalashatra: Atlas der Chakras - Der Weg zur Gesundheit und spirituellem Wachstum. Irisiana Verlag, 2013
4. Koepke-Staneva, Temenuga: Farbmeridiantherapie nach Christel Heidemann - Die Lehre vom Ätherleib in Ost und West. Verlag am Goetheanum, 2003
5. Schnura, Thomas: Diagnose und Punktauswahl nach TCM (mit Zugang zum Elsevier-Portal). Urban & Fischer Verlag / Elsevier GmbH, 4. Auflage, 2009



Practice Application:

MORA[®]-Color

Pain Therapy

Specific – Easy – Fast

- Easy handling simplifies conventional method of treatment
- Variably applicable for supplemental and individual therapy
- Electromagnetic therapy leads to success in just a few minutes
- For acute and chronic functional pain of the musculoskeletal system
- Additional nosode and medication therapy
- Quick results through easy testing of colors and amplification



For price and order details contact:
Occidental Institute Research Foundation
P. O. Box 100, Penticton, B.C. V2A 6J9 CANADA
Phone: (250) 490-3318 Fax: (250) 490-3348
E-Mail: support@oirf.com Website: www.oirf.com

Manufactured by Med-Tronik GmbH
Friesenheim, Germany
Website: www.med-tronik.de

Are you wondering what the heck we are talking about?



Several years ago at the International Symposium for MORA practitioners held in Rust, Germany our long time member and friend **Dr. Sir Zenon Gruba** gave a very impressive presentation. He had the old timers shaking their heads and denying that such a thing could possibly work. But, it only took a few demonstrations for everyone to be shaking their heads in awe!

Developed by Dr. Gruba during many years experience in his practice with MORA- and MORA-Color Therapies, this is a method which utilizes those therapies in conjunction with extremely high amplification. The following description has been taken from notes of Dr. Gruba's presentation.

Although there are several methods for choosing the correct color for the particular patient or situation, generally he starts with the color blue. Pain medications ranging from homeopathics to heavy duty narcotics can be delivered through the MORA. Treatment is delivered to the patient via a specially designed twin single roller setup.

What does Dr. Gruba use this method for?

- 1) Almost everything, all pain conditions
- 2) All the acute things, trauma, acute inflammations, acute allergy conditions, etc.
- 3) All the chronic disorders, rheumatism, chronic infections, etc.
- 4) Foci
- 5) Total body color acupuncture – the music of acupuncture.

In acute conditions, often just one treatment will resolve the whole problem. Occasionally, you may need to give a second or third treatment on a daily basis. For chronic conditions, it takes about 4 treatments given weekly to give a full one week's relief of symptoms. Then another 3 - 4 treatments once a week will give up to six months remission.

I usually advise one treatment once a week for 6 treatments which will usually give a 6-12 month remission. Will the problem re-occur? Depends on the patient, and depends on the condition.

Important Fact: Mora Color does NOT cover symptoms. If MORA COLOR does NOT resolve the underlying pathology, there is NO loss of symptoms or signs. MORA Color will only remove the symptoms and signs IF the under-lying condition is actually healing.

Are you intrigued? This pain therapy is so good, so fast and so effective that it is no wonder the old timers at the Symposium initially were disbelievers. All of us here at the Institute have experienced this treatment and I cannot say enough about the results. In addition to the pain therapy of Dr. Gruba, this device can also be applied to all Color Therapy concepts.

Call OIRF offices today for pricing and delivery details and to place your orders!

Practice Application:

Biophoton Light Therapy

By now I think you all know that BioPhoton Therapy is one of our favorite and most frequently recommended therapies. As we learned from **Dr. Fritz-Albert Popp** BioPhotons are the small quanta of light. It is via BioPhotons that cells communicate and transfer information, in other words using light particles as the primary carriers of information in the body.

In previous articles in “The Bridge” (i.e. those by **Marlene Kunold** on borreliosis, see Vol. 8, Issue #6, Dec. 2012, and those by Jörge V Schöpe, see Vol. 6, Issue #6, Dec. 2010, and Vol. 10, Issue #3, March 2014) we have seen that there are a number of BioPhoton Therapy devices available in Germany and Europe (some now even in North America) which are all very successfully used for a broad range of applications (from pain to borreliosis). Although some practitioners utilize other brands of instrumentation than that recommended by OIRF, the concepts and applications are applicable regardless.

We have worked closely with **Mr. Dieter Jossner** of the Medical Electronics Company (one of the original and long term researchers for BioPhoton technology). The [HPT 3D Standard BioPhoton](#) device recommended by OIRF has two basic frequencies (Alpha – mostly used on the head, and Poly – mostly used on the rest of the body). This approach has been highly successful with nearly 30 years of experience behind it. And, if the practitioner really feels it necessary to work with additional frequencies, other models of the Medical Electronics devices are available with those features.

With BioPhotons we are talking about delivering information to the body via the body’s own light pathways. Although highly effective as a standalone therapy, BioPhoton Therapy lends itself to combination with any other therapy approach – usually greatly enhancing their effectiveness. For example, the introduction of remedy information will not only send energy to the body (i.e. the use of organ preps will guide the information directly and precisely where you want it to go), but will also give it the information it needs to bring about healing. In view of cost, effectiveness, long term r&d and longevity, the OIRF recommendation remains with the Medical Electronic models. You will simply find other biophoton therapy concepts will be completed more quickly and **effectively**.

Using the HPT 3D HyperPhoton device from Medical Electronics, one short BioPhoton therapy session gives the body the information it needs to communicate this healing energy. Therapy begins with the push of one single button and automatically stops **approximately 8 minutes** later – easy, simple and delegable. For pain or trauma a second treatment can be added later in the same therapy session while any necessary follow up treatments can be spaced by a couple of days.

See over for some technical and ordering information . . .

Biophoton HPT 3D Standard



64 Hyper-red Special LED
(HeNe Laser carrier)
660 Nanometer (Hyperred)
ca. 6 Milliwatt per diode

64 Laser diodes
785 Nanometer (Infrared)
ca. 6 Milliwatt effective per diode

- The most modern large area laser therapy, the Biophoton light therapy, with optional magnetic field therapy, depth relaxation, super-learning and energetic homeopathy, make this therapy apparatus a particularly effective instrument.
- Eminently suitable for hair, face and body treatment. Impressive results within a short time – in particular with cellulite and other large area tissue problems.
- New modulation frequencies stimulate the body to produce endorphins. Endorphins improve the mental attitude, activate the immune system and optimize all the body's own self-healing effects.
- That is modern overall therapy – the therapy of the future! With this apparatus it can be impressively confirmed what modern energy therapy is able to do!
- **Optional accessories** for the HPT 3D HyperPhoton device include:
 - Choose either a rolling floor stand or a wall mounted “swinging” arm
 - Magnetic coils (in three sizes) – to add a stronger and more focused magnetic field therapy component
 - Music modulation – to incorporate relaxing and healing sound through the BioPhoton field (e.g. reflection and meditation music of Arndt Stein, etc.)
 - Specially designed honeycomb for delivery of medication and remedy information
- For order, delivery & pricing information contact OIRF Office at 1-800-663-8342

OIRF Resource Materials

➡ Of the three full “home-study” or “extension training” programs developed by Occidental Institute, two have been fully updated and are available in PDF format on disc. Research and publication of each of those programs has been pivotal in the development and application of Acupuncture and Biological Medicine in North America and around the world. Be sure to obtain your copies of these famous and well respected volumes for your library and study purposes.

- Modern & Traditional Acupuncture: \$165
- Master of Acupuncture Program: Translations of the ancient acupuncture classics (The Nei Ching consisting of the Su Wen and Ling Shu, as well as the “Difficult Classic” the Nan Ching) are still available in printed format – \$125
Work on scanning and reformatting these materials will progress slowly as time allows during our busy summer and fall seasons.
- EAV Desk Reference Manuals, Parts 1 & 2 – \$200
- Diagnostics and Therapeutics Seminars of Dr. Sturm – \$200

Get more details at <http://www.oirf.com/resources.html>

Videotaped “DIAGNOSTICS” AND “THERAPEUTICS”

Seminar/Workshops by Dr. Walter D. Sturm† of OIRF Staff



Part One on Diagnostics:

- Electronic point measurement
- Medication testing, and more

Part Two on Therapeutics:

- **MORA-Therapy**
- Electronic Homeopathy
- Remedy Information Transfer, and more
- *Optional day on his other therapies!*

Follow this link to see a full description of these videotaped [“Diagnostics and Therapeutics” Seminar/Workshops](#) by Dr. Walter D. Sturm† of the OIRF Staff.

Available on five (5) DVD's plus one (1) CD with all overheads and extensive handouts materials for CDN \$200 (plus shipping).

Published in Canada by: **Occidental Institute Research Foundation**
P. O. Box 100, Penticton, BC V2A 6J9 Canada
Phone: 800-663-8342 or (250) 490-3318
Website: www.oirf.com Email: support@oirf.com



OIRF Resource Materials

“EXTENSION TRAINING” PROGRAM IN MODERN & TRADITIONAL ACUPUNCTURE


Over twelve hundred pages of printed materials incorporating applicable materials from the supplementary textbook ([An Outline of Chinese Acupuncture](#)) and set of four charts (by [China Cultural Corp.](#)). Program starts off assuming you know nothing about acupuncture (a good place to start even if only as a thorough review of the basics) and takes you right through to the most heavy-duty advanced aspects of true, 'energetical' acupuncture. The finest and most comprehensive material in the English language, covers all seventy-one meridians of traditional acupuncture; that 'missing sixty percent' of acupuncture knowledge most "acupuncturists" have never even heard of; and, the modern electronic 'needle-less' treatment methods (Electro-Acupoint Therapy) now so popular.

Over 3,000 students were originally enrolled in this famous Extension Training Program, and the OICS graduate listings read like a "Who's Who of Acupuncture" in the English speaking world. This program takes you as far as anyone possibly can in a 'written' format prior to the clinical finesse and practicum needed to round out your acupuncture study to professional levels.

FULL THIRTY-THREE LESSON PROGRAM NOW AVAILABLE ON DVD

Price includes disc with all 33 Lessons, applicable supplementary textbook (An Outline of Chinese Acupuncture) passages and representation of set of acupuncture charts (China Cultural Corporation set of four). [Current editions of the textbook and charts can be easily obtained from suppliers of acupuncture books and supplies.] Price does **not** include printed materials, binders; or, any tutorial, examination, or certification privileges. Follow above link for full details. **Full set on one disc available for CDN \$165.**

- For more information and instruction about point and medication testing with EAV see the OIRF: [Medication Testing Report](#) and the [EAV Desk Reference Manuals](#) (both available on disc).
- For more information and instruction about [Diagnostic and Therapeutic Techniques in Biological Medicine](#) with emphasis on BioResonance Therapy be sure to order the recently re-released videos of Dr. Walter Sturm's seminars.
- For a complete [listing of OIRF resource materials](#), including publications, reports, books and videos please follow this link to our website. There are full descriptions of all printed and recorded materials online.
- For a complete [listing of OIRF recommended instrumentation](#), including diagnostic, therapeutic and BioResonance devices please follow this link to our website. There are full descriptions of all instrumentation online.





Occidental Institute Research Foundation

41st Biological Medicine Tour to Germany

Tuesday, Oct. 28 through Monday, Nov. 3, 2014

Theme: Clinical Applications in Biological Medicine

Coordinated and Hosted by: Carolyn L. Winsor-Sturm,
OIRF Managing Director

Accompanied by OIRF Medical Advisor: Marguerite Lane, ND
OIRF Board of Directors and Board of Advisors



Beautiful Baden-Baden in the Fall!

- Visit and participate in the famous **Baden-Baden Medicine Week Congress**



Here's part of the group gathering outside the Medicine Week Congress House

- Hear private OIRF English language lectures from renowned researchers and clinicians:
 - **Dr. Juliane Sacher** – Connection between chronic disease and increasing vaccinations
 - **Dr. Olaf W. Kuhnke** – Natural therapies for pain and fibromyalgia
 - **Dr. Silvia Binder** – ONDAMED Therapy
 - Latest research on the methods of **Dr. Helmut Schimmel**
 - Hear Medicine Week lectures:
 - **Dr. Frank Beck** – Magnetized filtered water
 - **Dr. Dietrich Klinghardt** – Magnetic Field Therapy
 - **Dr. Ulrike Heller** – Applications of Cepas Laser
 - Highlighted presentation from a famous German Biological Medicine Hospital Clinic
 - Our private lectures present the latest information and research in our field, with ample time for questions and hands-on
- Additional presentations by several instrumentation companies on the practical application of Ionized Oxygen Therapy, MORA and BioResonance Therapy and Thermographic Diagnostics)
 - Be treated like family with good food, good friends and good conversation in friendly hotels
 - Travel in comfort with plenty of room for luggage, and stay in a 3rd generation family run hotel near Baden-Baden.
 - An opportunity to talk with like-minded colleagues and learn from the experience and expertise of attending OIRF Directors and Advisors.
 - Tour price of \$3,295 includes full tour program, 7 nights single room and all but 2 meals.
 - **Register early!** Limited available spaces are already filling.



For full information and registration details:

Phone: (250) 490-3318

Toll Free: 1-800-663-8342

Website: www.oirf.com

Germany Tour details at:

www.oirf.com/germany2014.html



➡ **Encore publications:** During our “lazy” summer days and weeks it has been an interesting journey for me to look back at the many publications, articles and reports that were prepared by our founder **Dr. Walter Sturm**. Once again I was awed by the scope, quality and depth of information that he seemed able to bring together in a cohesive and easily understandable format. In our ongoing efforts to bring all of this amazing information into “modern” formats and accessibility, I worked on five different reports that are now available in digital (PDF) format (and we can now recycle all that old printed paper stored in the shed!). Support your Institute and add these excellent reports to your own personal library of information.

- 1) **Transliterations of the Chinese Acupuncture Point Names with Explanations.** This is a supplement to the Modern & Traditional Acupuncture Program. Every single traditional acupuncture point is shown with the point name transliteration (with both new and old – Pinyin and Wade Giles – spellings) along with a full explanation. Translated by **Michael C. Barnett, DAcu, LAc** from the work and research of **Jean-Claude Darras, MD**.
35 Pages (free to all M&TA program subscribers) \$25
- 2) **Report on LM Potencies.** Translated and prepared by **Dr. Walter D. Sturm** based on the work of **Dr. Samuel Hahnemann**. This is pivotal information for all homeopaths. In the last years of his life Dr. Hahnemann turned solely to the use of LM potencies for his patients instead of the “usual” C and X potencies still utilized today. This knowledge was suppressed for nearly 80 years and revolutionized the practice of homeopathy when that famous 6th edition of his Organon of Medicine was finally published. Read the story and see the meticulous research and translation left us by Dr. Sturm
51 Pages \$40
- 3) **The Problem of A and Inverted A in Homeopathic Nosodes.** Translated and prepared by **Dr. Walter D. Sturm** based on the research of **Gottfried Cornelissen, DMD**. Advanced BioResonance information.
4 Pages (only) \$ 5
- 4) **A Critical Examination of Current EAV-Diagnosis, the Mebe-Ampule and Filter Procedure.** Translated and prepared by **Dr. Walter D. Sturm** based on the research of **Gottfried Cornelissen, DMD**. Digital single oint mwasurement according to Dr. Cornelissen. Advanced BioResonance and EAV-Diagnostic information.
14 Pages \$10
- 5) **The Genital System.** Translated by Carolyn L. Winsor; revised and edited by **Sean Christian Marshall, DSc** based on the work and research of **Jean-Claude Darras, MD**. Advanced traditional acupuncture information explaining the energetics of the genital system including disorders and treatment.
23 Pages \$25

All items can be ordered through OIRF. Contact the office toll free at 1-800-663-8342 for rapid delivery.

Sorry folks – I know this Issue is running very long. Sometimes I just get carried away and can't stop writing!! CLWS

➤ **Conferences and Conventions:** Here are some of the conferences, conventions and seminars where our OIRF Board of Directors and Advisors are presenting lectures. Dr. Dhanani has promised to forward a copy of his speaking engagements for inclusion in future issues. As this is a new part of our newsletter, I offer apologies to Dr. Yu that I am a little late with a couple of these, but . . .

➤ **42nd Annual Cancer Convention**, Los Angeles CA, Aug. 30-Sept. 1, 2014. Dr. Simon Yu's topic was Parasites, Cancer Metabolism and Energy Medicine.

➤ **ICIM International College of Integrative Medicine**, Sept. 26-28, 2014 in Dearborne, MI. Dr. Simon Yu.

➤ American Academy of Environmental Medicine, **Integrative Solutions for 21st Century Medicine**, Oct. 23-26, 2014 Albuquerque, NM. Dr. Simon Yu

➤ **Medicine Week**, Oct. 30, 2104, Baden-Baden, Germany. Dr. Simon Yu. Topic is Parasites as a New Emerging Global Environmental Threat

➤ **Biological Medicine Tour #41 to Germany**, October 28-November 3, 2014 (dates for the 48th Baden-Baden Medicine Week Congress have been confirmed). Join us for our **41st** group tour including the world famous "Medicine Week" Congress in Baden-Baden. Tour program also includes private OIRF English language lectures from renowned German clinicians and researchers as well as pharmacy and clinic visits.

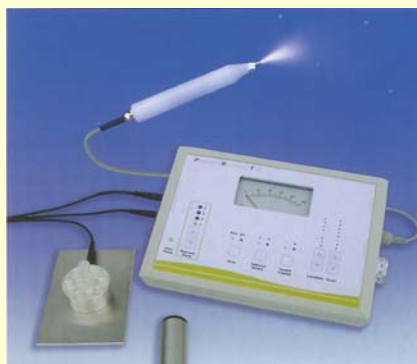
➤ Watch for speaker, venue and date details for a series of seminar/workshops focused on practical application of OIRF recommended diagnostic and therapeutic methods.

➤ Follow this link to our website to see Issue #9 in print/PDF format.

➤ **Updates, Reminders and Announcements:**

➤ Watch for Volume 10, Issue #10 of the "The Bridge" newsletter to arrive in your Inbox around mid-October. Next to be featured will be an article translated from one of the German journals.

➤ Visit our **Facebook** page – will you be our friend?



FYI – A couple of pictures of Dr. Schimmel's Photon Resonance Test device!

Page Twenty-Four; The Bridge, Volume 10, Issue #9; September 2014

I trust you have found much of interest in these pages. We look forward to meeting you during our 2014 activities and programs. As always your comments are welcome. Remember that this is your newsletter – your suggestions, article contributions, critiques, FAQ's and compliments – are gratefully accepted.

Yours in health,

Carolyn

Carolyn L. Winsor-Sturm
Managing Director
Phone: (250) 490-3318
support@oif.com

To Unsubscribe send an email to support@oif.com with "unsubscribe" in the Subject Line.

Published by Occidental Institute Research Foundation

P. O. Box 100, Penticton, BC V2A 6J9 Canada
Telephone: (250)490-3318 Fax: (250) 490-3348
Website: www.oif.com Email: support@oif.com

Published in Canada