



Occidental Institute Research Foundation

THE BRIDGE

Linking Practitioners of German Biological Medicine

Volume 11, Issue #2, February 2015

Tuesday, 17 February 2015

Dear Colleagues, Friends and Supporters of OIRF,

👉 **Welcome to Volume 11, Issue #2 of "The Bridge" newsletter!** And here for this February Issue is another article from long time member and medical advisor **Dr. Simon Yu**. Called "*Time to Die. Is it Possible to Bend Time? Dead Man Talking*" this is another thought provoking and interestingly very timely article. Additionally, be sure to check out the events and conferences information enclosed, and make plans now for which events you will attend this year. Your support for the organizers is greatly appreciated, and gives you the return of fascinating, informative and educational programs that will enhance your practice.

As promised we will have our first article from **Dr. Michael Galitzer** in the March Issue #3 of "The Bridge". Initially Dr. Galitzer had planned to introduce you to the revolutionary new UVLrx intravenous blood irradiation device. That device however is still in trials and will not gain its full FDA registrations until later this year. If you are interested in this device now and in utilizing this method in your practice we can put you in touch with the company directly – especially if you are able to participate in their trials. This article and introduction will be published later this year when we know they are ready to handle your direct orders.

In the meantime – with only some minor arm twisting – Dr. Galitzer has graciously written yet another article for us to include in Issue #3 on hormonal health, his specialty and area of great expertise. Already in my hands at this print date, we send thanks to Dr. Galitzer for being so prompt and for a really interesting article.

👉 The early part of 2015 has been a forward thinking time of discernment here at OIRF. We have experienced some great changes and are preparing for a busy and active year where staff, directors and advisors will be participating directly in six major conferences, while individually they will be providing ongoing research, guidance, training, lectures and so many more activities. We are most looking forward to meeting each of you (again) at these educational presentations.

Meanwhile back at the ranch – so to speak – while all of these activities are underway, our OIRF home and office building has been placed onto the real estate market. In an effort to “right-size” our physical office space and to streamline our functional day-to-day operations we will be seeking a newer non-commercial property in our little resort town of Penticton. We are anticipating that we will have to make “the move” sometime during the spring or summer months. There is a lot to think about and to plan and this is fair warning that there may be some delays and disruptions during that time. We will do our best to keep you apprised of the changes and moving dates as they come into being.

➡ Here – repeated again for your early schedule and conference planning – is the preliminary information and dates for our **2015 Biological Medicine Tour program to Germany**. Once again the tour dates will “umbrella” the dates of the famous Baden-Baden Medicine Week Congress. The Tour program will begin on the evening of Tuesday, October 27 and end on the evening of Monday, November 2, 2015 (begins and ends in Frankfurt, Germany with ground transportation in Germany included).

As in the past this tour program will be hosted by **Carolyn Winsor-Sturm** with the able assistance of our Medical Advisor and Director **Marguerite Lane**, ND (Australia). Many lectures and presentations are being confirmed now and the actual schedule and itinerary will be finalized over the next weeks. From all indications this program will involve minimal travel within Germany, and many speakers who are participating in the Medicine Week Congress (with German language lectures) will be able to join us to give a private English language presentation to our group.

One of our Keynote Speakers will be **Prof. Dr. Roeland van Wijk**. Dr. van Wijk was a colleague and co-researcher with **Prof. Fritz-Albert Popp** (retired now) and he will present their latest research on Stress, Fatigue and Biophotons. They are also doing some interesting work with stem cells (among other things on the role of biophotons in activating these cells). Please see Page 13 of this Issue for information on Dr. van Wijk’s new book!

Additionally, we will likely also be hearing from a roster of speakers including:

- Dieter Jossner (physicist/BioPhoton technology),
- Dr. Silvia Binder (Biofeedback/Ondamed),
- Dr. Nuno Ruivo (BioResonance/MORA technology),
- Andre Rasche (engineer, BioResonance/BioKat technology),
- Dr. Uwe Uellendahl (BioResonance/Kindling technology),
- Dr. Uwe Reuter (Biological Medicine/Natural Medicine Clinic),
- Dr. Ivan Engler (Inhaled Ionized Oxygen Therapies/Pulsamed technology), and
- Dr. Jürgen Nienhaus (BioResonance and BioCybernetic research Society).

Personally I wouldn’t miss this program – but then I am a bit prejudiced!

Haven’t participated in one of these tour programs yet? Separately I have published a short “diary” of some of the activities and events that took place during the 41st Tour Program last Oct/Nov. Here’s a day by day report that will show you some of the excitement and value of the information received by participants of this program. Follow this link for the [Germany Tour 2014 Report](#).

Plan now to attend and be sure to mark your calendars with these important dates!

➤ **Acupuncture Meridian Assessment Training for Detecting Parasites and Dental Problems**, March 27-29, 2015, St. Louis, Missouri. Training specially geared and limited toward **MD, DO and DDS** in active medical/dental practice. About this workshop by Dr. Simon Yu:

“We cannot make a diagnosis based on Acupuncture Meridian Assessment (AMA) alone but it can be a valuable tool to assist your clinical decision making. It offers a quick insight – a Pattern Recognition – into initiating treatment as well as for monitoring the progression of healing. AMA can be applied in conjunction with standard medical/dental evaluations.

The class consists of lectures and lots of hands on boot camp drills for two and a half days on March 27-29, 2015. This class will be small, hands on, somewhat experimental and spontaneous. There will be two additional instructors from Canada, Dr. Robert Cass representing Avatar EAV and Gordon Johnston representing Kindling. Doug Cook, DDS will also join us for a special training for the dental elements of AMA.”

For all details and to register follow this link to the Prevention and Healing website: <http://www.iamconf.com/>

➤ Here is a heads-up about **MORA Therapy and BioResonance training sessions** available in English. The following three sessions will be held in Friesenheim, Germany at the Med-Tronik training center:

March 21-22, 2015 Basic MORA and BioResonance
July 18-19, 2015 Advanced MORA and BioResonance
October 24-25, 2015 Masters Level MORA and BioResonance

Note: The Master program takes place the weekend before the start of the OIRF Tour #42 (on Oct. 27) and the start of the famous Medicine Week Congress (on Oct. 28)

September 10, 2015 MORA BioResonance Therapeutic Possibilities
With **Marguerite Lane, ND**, Australia at the “**Curing the Incurables**” Conference, St. Louis MO Sept 11-13, 2015

➤ *Now, leading into Dr. Simon Yu’s article on a “Time to Die” I ask your forbearance for yet a few more comments from me – your newsletter editor and OIRF director. As Dr. Yu mentions first thing, “Death and dying is a touchy subject.” You’ve all read my rants about how we are losing the “old rabbits” of Biological Medicine with the passing of so many great practitioners and researchers. Our field of Biological Medicine is no longer “sparkly new” – for example the history of EAV dates back to the early 1950’s making this diagnostic method more than 60 years old. Most of the original innovators and researchers have simply made their own final transition into retirement or death, and have left further development in the hands of the so-called younger generation. This is a great responsibility for each and every one of us. With modern technology and communication abilities, it is easy to see health fads come and go in a flash. It is up to us as practitioners, healers and researchers to ensure that the work, research, methods and benefits of Biological Medicine are carried into the future. It is also up to us to ensure that we are able to respond professionally, effectively and (dare I say it) scientifically to situations such as the current media blitz of mis-information concerning vaccinations.*

But, be that aspect as it may, we also have to think about our patients. For our patients the above discussions are of no interest. As they deal with their own personal severe and terminal illnesses, they need the reassurance and faith that their natural medicine practitioners can help and assist them through this frightening time of transition.

Did I mention that Dr. Yu's article arrives in a timely manner? Just this week the Supreme Court of Canada overturned existing legislation and allowed the right to physician assisted suicide for terminally ill adult patients of sound mind. I'm not going to go into or try to dictate my personal beliefs on this issue. It is simply not my place. This is an issue that changes our perception of the inevitability of death, and each and every one of us as practitioners must carefully discern how we will counsel and work with our patients.

Within the personal realm, in the past year I (Carolyn) had to deal with all the facets of severe life threatening illness and recovery in an elderly parent while continuing to work and care for our home. In just the past week both Elaine and I have had to deal with the loss of beloved feline companions to illness and old age (Elaine's Russian Blue "Licorice", 13 years and Carolyn's Abyssinian "Missy", 11 years). These kinds of personal experiences not only change our perceptions as practitioners, but now we have also become the patients. There are no easy or clear cut choices. There can only be the acceptance that life will change, life will go on and that death will come to each of us.



Missy

*As I considered Dr. Yu's article and our recent personal experiences, I was reminded of another article written by **Dr. Bill Benda** for the Integrative Medicine Clinician's Journal back in 2007. Even all those years ago we were hearing about the advancing wave of aging baby-boomers, and the choices and decisions that we would need to make both as practitioners and as patients ourselves. I have reprinted that article again later in this Issue.*

We send our personal and sincere thanks to Dr. Yu for this perceptive and very timely article on the relationship a practitioner must have with his patients in order to talk about this very "touchy subject". To successfully help our patients we must first personally accept the inevitability that we cannot always heal the illness or stop the transition into death. CLWS

➡ All of your 2015 Volume #11 Issues of "The Bridge" newsletter will be sent to you by email and then published on our website. **Access is open to all.** Follow this link to get your PDF print copy of "The Bridge" Volume 11, Issue #2.

➡ Here are your newsletter items for this Issue #2 . . .

*An exclusive **article for OIRF Supporters**, published February 2015
by Occidental Institute Research Foundation . . .*

Time to Die

Is it Possible to Bend Time?

Dead Man Talking

By Simon Yu, MD

© Copyright 2015, Dr. Simon Yu, St. Louis, Missouri, USA

Death and dying is a touchy subject I address with my patients and their families every day. I've also spoken with many patients about their "Time to Heal" and written several articles on that subject. Now, it is time to talk about Time to Die. Every Wednesday morning, we have our staff meeting to cover any problems with patient care and address any problems related to medical practices.

Occasionally, my staff will bring a lighted candle to the staff meeting as a means to share and reflect on a patient who had recently died. We review the chart, reflect, and discuss how we could have done better. We celebrate the transition of the person into another cycle of life.

Death and dying is a cycle of life, not the end of life. After suffering and postponing the inevitable it seems easier for the patient, myself, my staff, and the family members to accept death as a part of life.

What would you do if your doctor told you that you have terminal pancreatic cancer and three months to live, or one more year to live with lung cancer, or a few more months to live with chemo, radiation or surgery? Would you do chemo, radiation therapy, or surgery? Most of my patients will choose chemo, radiation, or surgery. However, they also want nutritional support, detoxifications, and holistic support to help them get through their therapies with their oncologists.

Often, I would ask my patients what they really want to do when they are cancer free and feeling well. Most of them will say they want to travel to places they have been thinking and dreaming about but they were previously too busy. And now they are too sick to travel.

Some of them blurt out, “I want more sex! My ex-husband (or ex-wife) was a lousy lover!” or “I want to live in Paris and eat out every night, no more cooking, and have French cuisine with fine wines every night!” Some people want to be close to nature, living a simple life surrounded by mountains or by the beach on a remote island.

Some new patients are so far advanced in their illness that they die quickly, within a few days, before I have any chance to see the effects of my treatments. They are so far progressed that there is no point of return. We get the message that the patient has died from family members.

Sometimes, there are big surprises that my patient died after a minor accident or even a bad golf game. For example, Jim was an avid golfer who had pancreatic cancer but he seemed stable when I saw him. One day I saw him with his arm in a sling. He said he had a bad swing and hit the dirt and jammed his elbow. One week later, he died from the blood clots. Is it possible that the bad swing from the golf game changed life events by triggering inflammation and blood clots into his lungs? Or, maybe, it was his time to die, no matter what, as if it was written in stone.

On the other side of the story, Cheryl, 40 year old, came to see me about 20 years ago with a diagnosis of cancer from adenocarcinoma of the lung. She did not respond to chemo therapy and came to see me for evaluation. Most lung cancer patients die within one to two years with or without chemo, radiation, and surgery.

I put her on my nutritional program, detoxification program, and aggressive parasite medication regiments. Six months later, there were no signs of cancer as indicated by chest X-ray or CT scan. (This case is in my book, *Accidental Cure*.) As routine follow up care, she was taking parasite meds about two times per year and had been doing well.

She was cancer free for about thirteen years. One day she had recurrent coughing. I was not available to see her because I was out of town. She saw her primary care physician. X-ray was taken, followed by CT scan because of her history of lung cancer. Biopsy was done. She was told she had recurrent slow growing lung cancer. Chemo therapy was started. She died soon after starting chemo therapy. The events happened so quickly. I never had time to intervene and slow down the whole process as if her time was up. It was her time to die.

Lev, a Russian immigrant developed pancreatic cancer. He was told he had three months to live. I put him on parasite meds as a part of his treatment. He lived about three more years. He went to a Caribbean island for a vacation, got sick, saw his primary care physician, was referred to an oncologist because of his previous history of pancreatic cancer, and started on chemo therapy, soon after which he died. I reviewed the chart with a third year medical student from Washington University Medical School. I asked the

student to check how many times I wrote parasite meds during that time. I prescribed parasite meds nine times during the three year period. He was feeling well and working during that time without any discomfort or pain.

Elsa, a 77 year old woman came to see me with congestive heart failure, atrial fibrillation, and ejection fraction of 20 percent with a prognosis of one or two years survival. She lived to be 91 years old.

When doctors, with their best knowledge and intention, give patients a prognosis of how much time to live or time to die, whether it is three months or two years, often, most patients die during that time period because they believe their doctors' predictions. When you beat the expectation and prognosis of death and dying by years of life, it is like a dead man talking. Is it possible to bend Time? You have to first believe that you can bend Time. Let the dead man keep talking.

Dr. Simon Yu, M.D. is a Board Certified Internist. He practices Internal Medicine with an emphasis on Alternative Medicine to use the best each has to offer. For more articles on alternative medicine as well as patient success stories, and Dr. Yu's revolutionary health book, *Accidental Cure: Extraordinary Medicine for Extraordinary Patients*, visit his website at www.PreventionAndHealing.com or call Prevention and Healing, Inc., 314-432-7802.



Note from Carolyn: The following editorial is taken from:

IMCJ, Integrative Medicine: A Clinician's Journal, Vol. 6, No. 3, June/July 2007 and I originally reprinted it in the 'Points of Interest' column of "The Bridge", Volume 3, Issue #4, September 2007. Bill Benda, MD (the associate editor) writes a regular column called "Back Talk" in that journal which was accompanied by the following: *"A note to our readers: 'Back Talk' has been created as a catalyst for your ideas and a forum for your perspectives. Respond to this column. We will publish your thoughts if they are bold enough."* – I repeat this challenge from us here at OIRF!

This commentary touched me deeply. Because it is so well written and so carefully maintains a neutral stance, it should leave every single one of us pondering this issue. I have reprinted this commentary here without permission and all credit goes directly to Dr. Benda and the IMCJ.

Till Death Do Us Part

By Bill Benda, MD, Associate Editor, IMCJ

“Do we hesitate lest the wrath laid upon Jack Kevorkian visit our young and vulnerable profession?”

For everything there is a season, and a time for every matter under heaven . . . (1)

I was listening out of the corner of my ear to National Public Radio the other morning when my attention was snagged by an interview with one particular author. His fictional plot is rather audacious, involving an unusual legislative solution to the social and economic impact of aging baby boomers: voluntary euthanasia. This is not an entirely new literary concept; the theme has been fodder for science fiction stories and Hollywood celluloid since the 1960s.

Social engineering themes aside, the radio piece did prod me into reflecting upon my own mortality. The past few months have handed me a series of losses: patients; friends; and Kate, my canine companion of 15 years. So Death seems to be requesting some personal attention, and I've decided to dedicate this particular column to our inevitable companion. We have fought Death since the dawn of healthcare. Could it be that there comes a time to surrender to it, indeed to facilitate the process once it is acknowledged that the battle has been lost?

A time to be born, and a time to die . . .

When we assist the passing of our nonhuman friends, we call it euthanasia, from the Greek signifying a “good death.” Stedman’s Medical Dictionary calls euthanasia “a quiet, painless death – the intentional putting to death by artificial means of persons with incurable or painful disease.” But consider for a moment how few of the hundreds of thousands of creatures we “euthanize” at our animal shelters each year have an incurable illness or injury. How many of these healthy captives, if given free will, would actually choose to die? And yet the world is filled with suffering humans who have no hope of survival – it is simply their time to experience the closing of the circle of life. But just try to mention euthanasia and people in the same sentence . . . well, you think Salman Rushdie had trouble?

A time for war, and a time for peace . . .

The fact is that our unprecedented longevity, courtesy of conventional medicine, often brings with it incalculable pain to patients, families, and the collective economy. I clearly recall the doctor-as-god mentality of the 1970s and 80s, with white-coated knights heroically battling Death by whatever means available, unaware of and unchallenged by the wishes of the afflicted patient. The physician dictated, the patient followed . . . to the

last breath, the last dollar. This mind-set has not disappeared from our professional ethic, as we find ourselves compelled to combat the incurable cancer, tube feed the severely compromised newborn, or pump the heart of the nursing home patient whose time has come to stop beating.

A time to kill, and a time to heal . . .

So where does the integrative medicine community stand on this issue? I am not aware of any research, educational conference, or journal article that has engaged our attention and conversation on the topic of facilitating another's desired death. Dying a good death, yes. "Dying healthy," our integrative plan for the terminally ill, that too. Reincarnation, survival of consciousness, illness as teacher, wounded healers; all discussed, explored, philosophized, and meditated upon. But not the uncomfortable social issue of actually helping another to end the journey of living. We strive to be in intimate partnership with our patients, sharing their spiritual path as well as caring for their minds and bodies. But how should we respond if asked to participate in alleviating another's torment through an ultimate act of compassion? Or is it a felony? Does our holistic philosophy lean either way? Or do we hesitate, lest the wrath laid upon Jack Kevorkian visit our young and vulnerable profession?

With baby boomers heading over the hill like lemmings in the next few decades, and Alzheimer's predicted to be epidemic by the year 2020, it is time to clarify our professional stance on this issue. I personally believe that we serve patients best by respecting their authority over what is to be their last earthly act, yielding to them ultimate control over what has become their last earthly possession. Of course the topic is fraught with legal, political, and moral jeopardy. But I am certain that this is a conversation whose time has come. I challenge us as a community to grapple with our responsibility to facilitate both a good life and a good death for our patients. And if the discussion begins with your response to this editorial, I will consider the task begun.

***A time to embrace, and a time to refrain from embracing;
What gain has the worker from his toil?***

References

(1) Ecclesiastes 3:1-10. Revised Standard Edition.



Practice Application:

- Standard EAV or MORA Optima assessment capabilities of the **Nova® MED Professional**.
- Full EAV assessment software incorporated into Nova® MED Professional for fast accurate testing and assessment using actual or electronic test sets.
- Optional “Tooth Testing” module for standard currents in the mouth, as well as assessment of dental foci.
- Cancer and Mitochondrion Electronic Test Sets according to the research of **Dr. Gottfried Cornelissen** for cancer assessment and application.
- Or, VEGA-type testing capability has been incorporated into the MORA-Nova to allow utilization of available Electronic Test Sets – or of the coveted actual VEGA test set vials.
- For those who already have other testing and diagnostic methods in place, or for beginning BioResonance practitioners, the recently introduced **Nova® MED Basic** offers a less costly device with “therapy only” applications.
- **BioResonance Assessment and Therapy Applications:**
 - EAV, MORA Optima or Vega-style diagnostics to confirm infection.
 - Major applications for detoxification and intolerance.
 - Building immune system.
 - Delivery of medication information.
 - Follow this link for [MORA BioResonance details](#).
- For order, delivery & pricing information contact OIRF Office at 1-800-663-8342



Practice Application:

BioPhoton Light Therapy:

- The most modern large area laser therapy, the Biophoton light therapy, with optional magnetic field therapy, depth relaxation, super-learning and energetic homeopathy, make this therapy apparatus a particularly effective instrument.
 - Therapy with energy.
 - Increased cellular communication.
 - Building of immune system.
 - Delivery of medication information.
 - Follow this link for [BioPhoton details](#).
- For order, delivery & pricing information contact OIRF Office at 1-800-663-8342



OIRF Resource Materials

➡ Of the three full “home-study” or “extension training” programs developed by Occidental Institute, two have been fully updated and are available in PDF format on disc. Research and publication of each of those programs has been pivotal in the development and application of Acupuncture and Biological Medicine in North America and around the world. Be sure to obtain your copies of these famous and well respected volumes for your library and study purposes.

- Modern & Traditional Acupuncture: \$165
- Master of Acupuncture Program: Translations of the ancient acupuncture classics (The Nei Ching consisting of the Su Wen and Ling Shu, as well as the “Difficult Classic” the Nan Ching) are still available in printed format – \$125
Work on scanning and reformatting these materials will progress slowly as time allows during our busy summer and fall seasons.
- EAV Desk Reference Manuals, Parts 1 & 2 – \$200
- Diagnostics and Therapeutics Seminars of Dr. Sturm – \$200

Get more details at <http://www.oirf.com/resources.html>

“EXTENSION TRAINING” PROGRAM IN MODERN & TRADITIONAL ACUPUNCTURE

Over twelve hundred pages of printed materials incorporating applicable materials from the supplementary textbook (An Outline of Chinese Acupuncture) and set of four charts (by China Cultural Corp.). Program starts off assuming you know nothing about acupuncture (a good place to start even if only as a thorough review of the basics) and takes you right through to the most heavy-duty advanced aspects of true, ‘energetical’ acupuncture. The finest and most comprehensive material in the English language, covers all seventy-one meridians of traditional acupuncture; that ‘missing sixty percent’ of acupuncture knowledge most “acupuncturists” have never even heard of; and, the modern electronic ‘needle-less’ treatment methods (Electro-Acupoint Therapy) now so popular.

Over 3,000 students were originally enrolled in this famous Extension Training Program, and the OICS graduate listings read like a “Who’s Who of Acupuncture” in the English speaking world. This program takes you as far as anyone possibly can in a ‘written’ format prior to the clinical finesse and practicum needed to round out your acupuncture study to professional levels.

FULL THIRTY-THREE LESSON PROGRAM NOW AVAILABLE ON DVD

Price includes disc with all 33 Lessons, applicable supplementary textbook (An Outline of Chinese Acupuncture) passages and representation of set of acupuncture charts (China Cultural Corporation set of four). [Current editions of the textbook and charts can be easily obtained from suppliers of acupuncture books and supplies.] Price does **not** include printed materials, binders; or, any tutorial, examination, or certification privileges. Follow above link for full details. **Full set on one disc available for CDN \$165.**

OIRF Resource Materials (continued):

Videotaped "DIAGNOSTICS" AND "THERAPEUTICS"

Seminar/Workshops by Dr. Walter D. Sturm† of OIRF Staff



* 1944-2004 †

Part One on Diagnostics:

- Electronic point measurement
- Medication testing, and more

Part Two on Therapeutics:

- **MORA-Therapy**
- Electronic Homeopathy
- Remedy Information Transfer, and more
- *Optional day on his other therapies!*

Follow this link to see a full description of these videotaped ["Diagnostics and Therapeutics" Seminar/Workshops](#) by the late Dr. Walter D. Sturm† of the OIRF Staff.

Available on five (5) DVD's plus one (1) CD with all overheads and extensive handouts materials for CDN \$200 (plus shipping).

Published in Canada by: **Occidental Institute Research Foundation**
P. O. Box 100, Penticton, BC V2A 6J9 Canada
Phone: 800-663-8342 or (250) 490-3318
Website: www.oirf.com Email: support@oirf.com




- For more information and instruction about point and medication testing with EAV see the OIRF: [Medication Testing Report](#) and the [EAV Desk Reference Manuals](#) (both available on disc).
- For more information and instruction about [Diagnostic and Therapeutic Techniques in Biological Medicine](#) with emphasis on BioResonance Therapy be sure to order the recently re-released videos of Dr. Walter Sturm's seminars.
- For a complete [listing of OIRF resource materials](#), including publications, reports, books and videos please follow this link to our website. There are full descriptions of all printed and recorded materials online.
- For a complete [listing of OIRF recommended instrumentation](#), including diagnostic, therapeutic and BioResonance devices please follow this link to our website. There are full descriptions of all instrumentation online.



THREE IMPORTANT NEW BOOK REVIEWS:

Light in Shaping Life – BioPhotons in Biology and Medicine (An Interdisciplinary Textbook)

By Prof. Dr. Roeland van Wijk



Published 2014 by Meluna, Geldermalsen, The Netherlands

“Welcome to the study of the photonics of life!

The production of biological light (*ultra-weak photon emission or biophotons*) within many types of cells and tissues is characteristic of an alive organism. You will begin a journey of discovery about biophotons in relationship to biological matter and about how such biophotons can be detected utilizing specialized very photon-sensitive technologies. In this book, Roeland van Wijk provides a unified synthesis that facilitates easy entry into an exciting sub-field of biology. *Light in Shaping Life* encompasses the history of biophoton research, insight into how biophotons are generated, and into their involvement with life. Also included, is an overview of the potential benefits of such research to a better understanding of health and medicine.

Order this book direct from Amazon.com at:

<http://www.amazon.com/Light-Shaping-Life-Biophotons-Medicine/dp/9081884328>

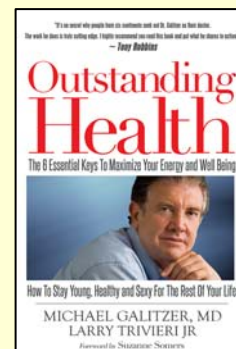
NOTE: This book is highly recommended by OIRF. It is a bit pricey at US \$100, but represents a true textbook and resource. Prof. van Wijk will be speaking to the Germany Tour group later this year where he will be filling us in on the practical applications of this research including how biophotons can activate stem cells leading to much greater effectiveness with that therapy as well as applications for stress and chronic fatigue.

Outstanding Health

The 8 Essential Keys to Maximize your Energy and Well Being
How to Stay Young, Healthy and Sexy for the Rest of Your Life

By Dr. Michael Galitzer and Larry Trivieri, Jr. with Forward by Suzanne Somers


Watch for further details on this book which will publish on March 1, 2015! Congratulations Dr. Galitzer and we are looking forward to seeing this publication.



IMPORTANT NEW BOOK REVIEWS (continued):

Wheels of Wellness – An Introduction to White Heron PIOH Ceremony

By Dirk Yow
(Appointed Medicine Man of the Tlingit Community –
Nemenhah Medicine Man / Traditional Leader)



Published 2014 by Geetha Publications,
Printed in the USA by Joshua Printing


“Dirk Yow is an expert in “the process of intestinal detoxification.” He holds a BXC (Microbiology, Medicinal Botany, Drugless Healing) from Evergreen State College in Washington; a certificate from Germany in the use of oxygen/ozone as it relates to Precision Intestinal Oxidative Hydrotoning (PIOH).

Dirk coined the term PIOH after thirty plus years of experience. He is both a researcher and a scientist. Deeply committed to passing on his knowledge to the next generation, Dirk has begun the PIOH Institute in Burien, WA. “Ceremony” is the name given to each PIOH treatment, as each client is treated with confidentiality and respect.

This book is an introduction to PIOH and the author’s first of many. Future books will be much more detailed and some will function as manuals for his students.”

Place your order for this book by sending check or money order for US \$11.95 + \$4.95 S&H (CA residents please add 8.00% Tax) to:

Geetha Publications,
416 W. Badillo Street
Covina, CA 91723 USA




➤ **Conferences and Conventions:** As a new approach to bring this information and education to a broader range of practitioners this year OIRF will sponsor speakers and lecturers in a number of conferences and events throughout the USA and Canada. Here are some of the conferences, conventions and seminars where our OIRF Board of Directors and Advisors are giving presentations.

➤ **Acupuncture Meridian Assessment (AMA) Training** for Detecting Parasites and Dental Problems with Dr. Simon Yu, March 27-29, 2015, St. Louis, Missouri, OIRF Director participation: <http://www.preventionandhealing.com/pah-training.php>

➤ **A4M 23rd Annual World Congress on Anti-Aging Medicine**, May 6-9, 2015, Hollywood, Florida USA, Med-Tronik/OIRF Exhibit area featuring the MORA Beauty: www.a4m.com/anti-aging-conference-2015-hollywood.html

➤ **Gateway Foundation for Biological & Integrative Medicine** presents **Curing the Incurables**, Sept. 11-13, 2015, St. Louis, Missouri USA, OIRF Educational Exhibit area featuring the MORA Beauty/Nova. Details and registration at <http://www.iamconf.com/>

Featuring a one-day workshop on **"MORA BioResonance Therapeutic Possibilities"** on Sept. 10, 2015 with Marguerite Lane, ND from Australia



➤ **MORA Therapy and BioResonance Training** sessions available in English to be held in the Med-Tronik training center, Friesenheim, Germany:

- March 21-22, 2015 Basic MORA and BioResonance
- July 18-19, 2015 Advanced MORA and BioResonance
- October 24-25, 2015 Masters Level MORA and BioResonance

➤ **49th Medicine Week Congress**, Oct. 28 to Nov. 01, 2015, Baden-Baden, Germany, Directors and Germany Tour participants attending.

➤ **Biological Medicine Tour #42 to Germany**, October 27 to November 2, 2015. Join us for our **42nd** group tour including the world famous "Medicine Week" Congress in Baden-Baden. Tour program also includes private OIRF English language lectures from renowned German clinicians and researchers as well as pharmacy and clinic visits.

➡ Follow this link to our website to see Issue #2 in print/PDF format.

➡ **Updates, Reminders and Announcements:**

➤ Watch for Volume 11, Issue #3 of the "The Bridge" newsletter to arrive in your Inbox around mid-March. Next to be featured will be the first annual article from OIRF Medical Advisor Dr. Michael Galitzer on Hormonal Health.

➤ Visit our **Facebook** page – will you be our friend?



I trust you have found much of interest in these pages. Just as there are plans and arrangements falling into place for our many 2015 events and activities, so also there are articles and information being prepared for the next Issues of this Volume 11 of "The Bridge". Electronic publication with access open to all will continue throughout 2015 and we look forward to bringing you that cutting edge information for which OIRF is famous. We look forward to meeting you during our 2015 activities and programs. As always your comments are welcome. Remember that this is your newsletter – your suggestions, article contributions, critiques, FAQ's and compliments – are gratefully accepted.

Yours in health,

Carolyn

Carolyn L. Winsor-Sturm
Managing Director
Phone: (250) 490-3318
support@oirf.com

To Unsubscribe send an email to support@oirf.com with "unsubscribe" in the Subject Line.

Published by Occidental Institute Research Foundation

P. O. Box 100, Penticton, BC V2A 6J9 Canada
Telephone: (250)490-3318 Fax: (250) 490-3348
Website: www.oirf.com Email: support@oirf.com

Published in Canada