



THE BRIDGE

Linking Practitioners of German Biological Medicine

Volume 9, Issue #4, April 2013

Tuesday, 16 April 2013

Dear Colleagues and Friends of OIRF,

👉 Welcome to Issue #4 of "The Bridge" newsletter for 2013! With this Issue we welcome our newest member of the OIRF Medical Board of Advisors, **PaedDr. Uwe Uellendahl, HP**. Dr. Uellendahl has taught many seminars and workshops for Med-Tronik and OIRF and we are pleased to include his inaugural article for "The Bridge" called "Milieu Diagnostics".

You can watch for the next newsletter Issue #5 of "The Bridge" in mid-May. We will then continue the seven part series of articles by the esteemed **Prof. Dr. Hartmut Heine** on The Ground Regulation System. Here are the titles of all seven articles:

- Part 1** – The Ground Regulation [A History and Background] – Published Issue #3
- Part 2** – GRS as a non-linear system – structure, function and determined chaos – Watch for Issue #5 in mid-May. The following articles will appear later this year.
- Part 3** – GRS as a non-linear system – structural components of the extracellular matrix (ECM)
- Part 4** – Spatial structure of the ECM and material transport within the system
- Part 5** – Contact, limitation and clogging up: Cell adhesion, basal membrane and glycosylation
- Part 6** – Functional relations of the ground regulation with the central nervous system
- Part 7** – The Ground Regulation and the Circadian Rhythm
 - The Ground Regulation and Alzheimer Dementia

👉 I must remind everyone about the very special **MORA Nova training workshop in St. Louis, MO are June 7, 8 & 9, 2013**. Your guest instructor and lecturer is **Nuno Ruivo, DO** from Med-Tronik, who is a long time MORA user and one of the technology and software developers of the Nova device. Friday, June 7 will be basic introductory information to help you get the device setup and do your first treatment and assessment. The following 1½ days will be more intermediate work with an emphasis on practical application in your practice. Sessions are jointly sponsored by OIRF, Med-Tronik and **Dr. Simon Yu** at Prevention and Healing. See registration details on our website at [Nova Workshop](#), and call Kate at Prevention and Healing at (314) 432-7802 to reserve your place. Attendance is limited.

➡ Reminder: All Volume 9 Issues of "The Bridge" will also be published on our website and are available to download in pdf/print format. Follow this link to download your copy of Issue #4.

➡ Here then are your newsletter items for this Issue #4:

*An **exclusive article** published April 2013
by Occidental Institute Research Foundation . . .*

Milieu Diagnostics And Efficiency / Sustainability in BioResonance Therapy

By PaedDr. Uwe Uellendahl, HP

**Machine Translation by SYSTRAN, Lernout & Hauspie, LogoMedia & Prompt
Translation & redaction by: Carolyn L. Winsor, OIRF**

© Copyright 2013, Dr. Uwe Uellendahl, Cologne, Germany uwe.uellendahl@web.de

Dear Colleagues, Ladies and Gentlemen: Today it is an honor for me to present to you for the first time in this way my empirical-evidence based therapy strategies for discussion. In principle I work in the area of functional diagnostics and therapy. The bases of my diagnostics consist of BioElectronics according to Prof. Vincent [*BEV or BE-T-A*], the darkfield diagnostics according to Prof. Enderlein as well as the MORA BioResonance Diagnostics and Therapy. In my daily work I see myself as a Heil"praktiker" [*naturopath or in this instance healing practitioner*] and not as a Heil"theoretiker" [*natural or healing theoretician*], but unfortunately without a bit of theory it also does not function. So I have written down some groundbreaking quotations and explain my small clear therapeutic philosophy with them . . .

*"The microbe is nothing, the milieu is everything", Prof. Dr. Antoine Bechamp¹
(1816-1908).*

"Recognize the milieu of an illness, withdraw the fertile soil from it, and the illness dies by itself." Prof. Louis Claude Vincent (1906-1988).

From this background I strongly recommend to all MORA therapists the diagnostics of the acid-base household, the redox potential and the measurement of the availability of

minerals and electrolytes in the three body fluids of blood (immunology), saliva (digestive system) and urine (urogenital tract as well as the connective tissue). A disturbed milieu does not allow any good and sustainably successful BioResonance therapy, and yet it is so simple and easy to recognize and of course also to treat.

In this connection the darkfield diagnostics is mentioned as a qualitative milieu “view” which is then subsequently confirmed in our practice for the purposes of a cross diagnostics through the quantitative BE-T-A analysis according to Prof. Vincent. With a systemic acidosis in the Pischinger Spaces (connective tissue) the biochemical state of the connective tissues no longer corresponds to the physiological sol-state, thus a more fluid situation, but more to a “jelly”-like gel-state. Additional and similar to the second important quotation for my daily work:

“To this day it cannot yet be determined with certainty which chemical reaction is released in the cell by which frequency. Thus for me it only makes sense to treat with a very wide spectrum.” (Alexander Popp, 2012, son of Prof. Fritz-Albert Popp).

For us as MORA BioResonance therapists the decision of which mode, which filter and which amplitude can give a therapy is important. A-Bar mode² has been proven for pain therapies and for metabolism therapies HD-Bar mode³. Interestingly these therapies succeed especially well if you give no frequency filter through the BioResonance device, but present all frequencies without filter and leave it to the patient’s body as a “sounding board” which particular frequency portions reach straight to the effect. Referring to the amplitude of the therapy signals, it is of an essential importance to measure this very individually and to bring it to the therapy.

Recalling the situation in the connective tissue with the physiological sol-state and the pathological gel-state, please imagine a pond which is filled with clear sol-water. In this pond, if you throw a stone with light strength into the middle of the pond, the waves (= therapy signals) will spread on and on out onto the surface in the direction of the shore and at last also come there onto the shore (= cell receptor). Now please imagine the pond filled with pathological gel-jelly. A stone must be thrown into the pond with much greater kinetic strength (= stronger therapy signal amplitude) in order to only approximately experience a similar spreading out of the waves, if it then comes at all.

For us as BioResonance therapists it is thus quite evident that for a systemic acidosis in the connective tissue the signal transmission of our MORA Therapy is only partly possible and a sustainability of the therapy success is only then presented if the physiological sol-state is reached and can be stabilized. It therefore needs a meaningful cooperation between the material therapy and the subtle material therapy. Because only the sight of a perfectly grilled steak on a plate already causes certain reactions in the body (and with you as a reader maybe already only the thought . . .), but then in order to complete the pleasure and also to become really full I would also like to be allowed to eat the steak and not just look!!

Robert J. Lefkowitz and **Brian K. Kobilka** from the USA were honored with the 2012 Nobel Prize for Chemistry. They have investigated the docking stations in the body cells which process external stimuli possibly in the form of chemical compounds or light (SpiegelOnline Wissenschaft, 10.10.2012)



Please use the knowledge of these excellent scientists as the background for explanation attempts of MORA BioResonance Therapy, so it can also be made clear to critics that we speak the language of the cells and their receptors with the MORA device as a “communicator” to the patient’s body. This is virtually analogous to a telephone call, only that with the telephone the frequency is audible and with MORA BioResonance the therapy signal does not run through the ears but rather through the receptors intended for it in the cell membranes.

At any time I would be pleased to exchange experiences, suggestions and advantages with like-minded persons, and to find out and to learn. I hope very much that we can get acquainted personally at one of the next meetings, conferences or symposia and now it pleases me very much to learn from you.

Warm greetings,
PaedDr. Uwe Uellendahl
Certified Sports Instructor and Heilpraktiker (Naturopath)
www.dr-schmidt-thome.de



- 1) This quote has also been attributed to his contemporary Claude Bernard, 1813-1878.
- 2) \bar{A} , inverted A = all incoming frequencies 180° phase shifted
- 3) $H\bar{D}$, harmonious + inverted disharmonious = all incoming frequencies separated by the MORA BioResonance filter into Harmonious oscillations and disharmonious oscillations with the disharmonious oscillations 180° phase shifted



You are in our thoughts: Two years have passed since you left us on this day. You remain in our hearts and our memories.

Brian L. MacCoy, NMD
* Nov. 10, 1944 - † April 16, 2011

➡ **Conferences and Conventions:** Elaine and I have just returned from the NWNPC annual conference. It is such a pleasure to meet the attendees and to once again greet so many of you who are long time members and supporters of OIRF. Watch for details of the 2014 conference that will be held in Vancouver, BC Canada!


During that conference we were once again able to demonstrate and display the MORA Nova along with the MORA-Color (According to Gruba), the BioPhoton Therapy and some of the smaller magnetic field devices. All the devices were very well received – especially when you can see them in action and experience the fast and effective results – and participants were very interested in our publications and training videos.

If we missed seeing you there, be sure to consider attending our next big presentation at the **8th International Biological Medicine Symposium, St. Louis Missouri, September 13-15, 2013**. This conference sponsored is by Prevention and Healing and **Simon Yu, MD**, and will feature **Dietrich Klinghardt MD, Hal Huggins DDS, Karim Dhanani ND** and several others. Be sure to visit their website at www.preventionandhealing.com for announcements and registration information.

MORA® Nova Training Workshop

June 7-9, 2013

St. Louis, Missouri, USA



Let us introduce you to the **future of BioResonance Therapy**. This is the medicine that works to bring about healing from within the smallest quanta of biophoton light in our bodies, but which is capable of taking us to the stars. The MORA Nova is true BioResonance Therapy with the latest and most sophisticated technology available.

Instructor: Your instructor is **Nuno Ruivo, DO** from Med-Tronik, who is a long time MORA user and one of the technology and software developers of the Nova device.

Schedule: Friday, June 7 (9:00 AM to 6:00 PM) will be basic introductory information to help you get the device setup and do your first treatments and assessments.

Saturday, June 8 (9:00 AM to 6:00 PM) and Sunday morning June 9 (9:00 AM to 12:00 Noon) will be more intermediate work with an emphasis on practical application in your practice.

Venue: The classroom in the private clinic of Simon Yu, MD at 10908 Schuetz Road, St. Louis, Missouri 63146 USA.

Recommended Hotel: Hilton St. Louis Frontenac, 1335 So. Lindbergh Blvd., St. Louis, MO 63131
Phone: 1-314-993-1100 Free Shuttle service between the Airport, Hotel and Clinic.

Fees: Payable at least one week prior to the training and is not refundable.

Friday Basic sessions: \$200 – you can deduct this amount from your MORA-Nova purchase placed prior to July 15, 2013.

Saturday and Sunday sessions: \$300

Sign-up:

- 1) Call Prevention and Healing, Inc. and ask for Kate, our Office Manager at 314-432-7802
- 2) Email all your contact info (Full Name, Professional Degree, Address, Phone, Email) to: simonyumd@aol.com

Sponsors: Med-Tronik GmbH, Friesenheim, Germany

Simon Yu, MD of **Prevention and Healing**, 10908 Schuetz Rd., St. Louis, Missouri 63146 USA

Occidental Institute Research Foundation, PO Box 100, Penticton, BC V2A 6J9 Canada

Design meets Technology

MORA[®] Nova

Call 1-800-663-8342

For order and delivery details



MORA[®] Nova incorporates the original BioResonance Therapy research according to **Dr. Franz Morell** and **Mr. Erich Rasche** with the latest and most up-to-date technology, innovative software and perfection in every detail and design.

- Easy navigation via 15-inch touch screen with full visual display even in sitting position
- Space saving integration of input and output cup electrodes (removable for cleaning)
- Space saving integration of foot electrodes
- MORA[®] Mouse function
- Indication of active electrodes
- Display inclination adjustable
- New stylus design with extended functions
- Integration into an existing network / Central control by an administrative PC
- Graphic images of measuring point as well as the respective organ
- Graphic menu navigation

Here it is: **The MORA-Nova is the future of BioResonance Therapy.** This is the medicine that works to bring about healing from within the smallest quanta of biophoton light in our bodies, but which is capable of taking us to the stars. The MORA Nova is true BioResonance Therapy with the latest and most sophisticated technology available. Contact Carolyn or Elaine today toll free at 1-800-663-8342 for order, delivery and trade-in details. Orders placed in the next few weeks will have delivery well before the workshop.

🔄 **Updates, Reminders and Announcements:**

➤ Watch for the fifth 2013 issue of the “The Bridge” newsletter to arrive in your Inbox around mid-May with Part II of Prof. Dr. Heine’s article.



➤ **LEASING IS NOW AVAILABLE:** All arrangements have been finalized to make leasing available to purchasers of the larger (more expensive) OIRF recommended instrumentation. Contact Elaine at 1-800-663-8342 to obtain applicable forms and instructions for your current or future instrumentation purchases.

➤ Here are the dates for our very special **Anniversary Biological Medicine Group Tour #40(!) to Germany**. Please note that participants can attend any or all portions of this program. Featured speakers this year include Dr. Thomas Rau of the Paracelsus Clinic in Lustmühl, Switzerland, and invitations have been sent to Prof. Dr. Hartmut Heine (Matrix and Ground Regulation System) and Dr. Günter Weigel (Darkfield Microscopy and Sanum). All confirmed details are posted on our website at [Germany Tour #40](#).

Part I: Oct. 25 to 29, 2013 Tools. Visit five different instrumentation companies for an opportunity to see, play with and hear about the “tools of our trade”. The emphasis here is on application and how the devices will work in your practice – not on sales!

Part II: Oct. 29 to Nov. 4, 2013 Techniques. Hear private lectures from renowned scientists, researchers and practitioners about the latest methods and techniques in Europe. Plenty of time to peruse the exhibit stands at Medicine Week and participate in their scheduled English language lectures.

Part II: Nov. 4 to 7, 2013 Applications. Visit three different natural medicine clinics (including a visit and tour of the **Paracelsus Clinic** in Lustmühl, Switzerland) to see these “Tools and Techniques” in practical everyday application.

Contact Elaine or Carolyn by phone or email for registration and itinerary details. We look forward to having you join us for this exceptional anniversary program. Registrations for this program have already been received (from as far away as Australia). Your host for the full program will be **Carolyn Winsor-Sturm** and she will be joined by **Dr. Karim Dhanani** for the major portions of the program (including Med-Week and the baths!).

➤ Be sure to order your set of 12 DVDs with the manual from the [Biological Medicine Symposium 2012](#).



➤ Visit our **Facebook** page – will you be our friend?

➤ For a complete [listing of resource materials](#), including publications, reports, books and videos please follow this link to our website. There are full descriptions of all printed and recorded materials online.

➤ For a complete [listing of recommended instrumentation](#), including diagnostic, therapeutic and BioResonance devices please follow this link to our website. There are full descriptions of all instrumentation online. More details concerning the new Optical Hand Electrodes and the Integrated Laser System from Medical Electronics will be posted shortly.

I trust you will find much of interest in these pages. We look forward to meeting you during our 2013 activities and programs. As always your comments are welcome. Remember that this is your newsletter – your suggestions, article contributions, critiques, FAQ's and compliments – are gratefully accepted. See you in St. Louis . . .

Carolyn


Carolyn L. Winsor-Sturm
Managing Director
Phone: (250) 490-3318
support@oirf.com

To Unsubscribe send an email to support@oirf.com with "unsubscribe" in the Subject Line.

Published by Occidental Institute Research Foundation

P. O. Box 100, Penticton, BC V2A 6J9 Canada
Telephone: (250)490-3318 Fax: (250) 490-3348
Website: www.oirf.com Email: support@oirf.com

Published in Canada



P.S. I know that our previous tradition of adding a chuckle at the end of the newsletter has been sort of "deleted" in recent issues. But this one I just couldn't resist and we thank former director **Dr. Sir Zenon Gruba** for this very funny contribution. As far as I can see it is a commercial for a heart attack medication . . .

A Chinese Ming Vase is up for auction. The bidding opens at a half-million Euro. Bidding is brisk and each bidder is clearly identified as each raises the bid by 100,000 Euro. (The exchange rate at auction time was 1 Euro = \$1.43.). Within seconds, the bidding stalls at one million Euro, and the gasp from the crowd identifies the excitement that prevails in the room. The successful bidder is the last one who bids one million, and the auctioneer counts down the bid, "Going once, going twice, and sold to the gentleman sitting in front of me for one million Euro."

Now, you are going to have to see the video for yourself. The auctioneer is exuberant. The pace is fast. This is how an auction should be run. Note the excitement on the auctioneer's face after the final bid.

<http://www.youtube.com/watch?v=3e0yZCLjwfU>

Enjoy! CLWS